

ALUMINUM/GALVANIZED RAMPS



▲ Ramp with Step and Landing

▲ Add-A-Step Direct Approach

▲ Aluminum Walking Surface
with Galvanized Steel Frame

▲ Add-A-Step Side Approach

MATERIAL COMBINATION FOR AMERI-FAB RAMPS

Ameri-Fab ramp systems are now available in our aluminum/galvanized steel hybrid material combination. We manufacture ADA, IBC, NFPA5000, UFAS and OSHA-compliant ramps for both temporary and permanent use. Our hybrid material option features aluminum tread plate walking surfaces with galvanized steel framing, legs and handrails. Aluminum/galvanized steel hybrid ramps are priced comparable to less durable wood and offer flexibility not found with permanent concrete ramps.

CUSTOMIZABLE CONFIGURATIONS

Ameri-Fab ramps can be custom-configured to fit any design specification. Our design team can also specify and build custom ramps to fit almost any application. Our ramps can be shipped directly to your site or delivered and installed by an experienced Ameri-Fab field crew.

ALUMINUM/GALVANIZED STEEL HYBRID RAMP FEATURES

- All ramps meet applicable code requirements
- Superior durability under harsh conditions
- No on-site welding required for installation — can be assembled with hand tools, bolts and nuts
- Delivery and installation available
- Relocatable

AMERI-FAB RAMP EXCLUSIVES

- Knockdown Ramp
- Unlimited Configuration Options

ADD-ON ITEMS

- Add-A-Step
- Added ramp sections (req. for 1/12 pitch)
- Added 4'x5' Landing for +30' long ramps
- Added Pickets (ADA req.) for +30" high threshold heights

OTHER OPTIONS

- Ship Directly to Site
- Delivery and Setup
- Nationwide Leasing Available

* See illustration on back for standard ramp configurations



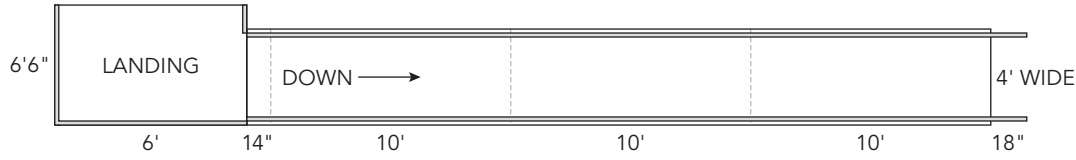
AMERI★FAB
A STEP ABOVE™

22640 NORTH 21ST AVENUE • PHOENIX, ARIZONA 85027

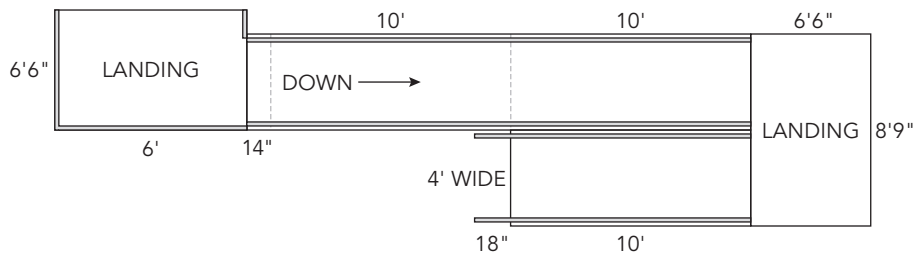
TF 877.780.0400 • P 623.780.0400 • F 623.780.9405 • INFO@AMERI-FAB.COM • WWW.AMERI-FAB.COM

STANDARD RAMP CONFIGURATIONS

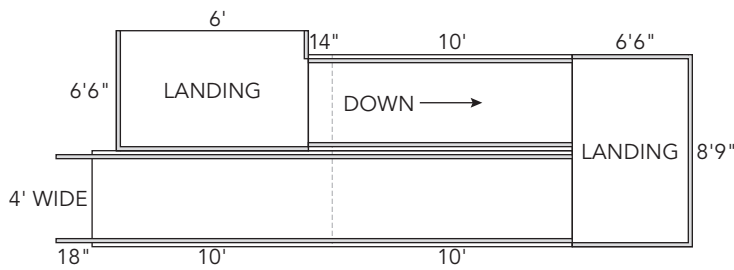
30" THRESHOLD 30' RAMP



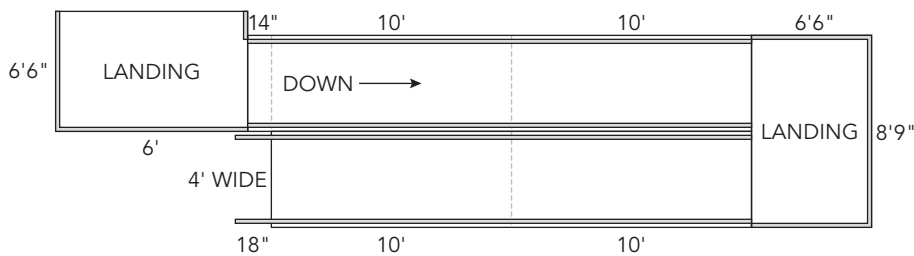
30" THRESHOLD 30' SWITCHBACK RAMP



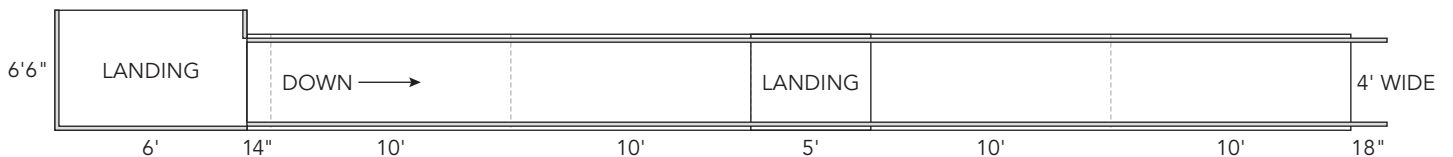
30" THRESHOLD 30' SWITCHBACK RAMP



40" THRESHOLD 40' SWITCHBACK RAMP



40" THRESHOLD 40' RAMP WITH 5X4 INTERMEDIATE LANDING



Drawings not to scale.

*NOTE

The landing, 14" transition and the first 10' of ramp would have pickets at 4" O.C. Pickets are required for any landings and/or ramp sections over 30" above the ground.

ADD-ON ITEMS

- Add-A-Step
- Added landing (5'x4') for ramps over 30' long.
- Added ramp sections required for 1/12 pitch.
- Added landing (6'6"x8'9") for switchback ramps.
- Added pickets (ADA required) for landings and ramps over 30" high.