



▲ Commercial/School Ramp

▲ Ramp with Step and Landing

▲ Switchback Ramp

▲ Ramp for Temporary Structure

QUALITY RAMP SOLUTIONS FROM AMERI-FAB

Ameri-Fab ramps are the industry standard for quality construction and durability. We manufacture ADA, IBC, UBC, NFPA5000, UFAS and OSHA-compliant ramps for both temporary and permanent use, and our exclusive Easy Knockdown™ ramps make setup, breakdown, shipping and storage a breeze. Our all-steel-constructed ramps are comparable in price to less durable wood and concrete ramps and priced much lower than aluminum.

CUSTOMIZABLE CONFIGURATIONS

Ameri-Fab ramps can be custom-configured to fit any design specification. Our design team can also specify and build custom ramps to fit almost any application. Our ramps can be shipped directly to your site or delivered and installed by an experienced Ameri-Fab field crew.

RAMP FEATURES

All ramps manufactured by Ameri-Fab feature the following:

- **Standard all-steel construction — options include galvanized steel or steel pan with concrete fill**
- **Superior durability under harsh conditions**
- **No on-site welding required for installation — can be assembled with hand tools, bolts and nuts**
- **All ramps meet all applicable code requirements**
- **Delivery and installation available**

AMERI-FAB RAMP EXCLUSIVES

- **Knockdown Ramp**
- **Relocatable**

ADD-ON ITEMS

- **Add-A-Step**
- **Added ramp sections (req. for 1/12 pitch)**
- **Added 4'x5' Landing for +30' long ramps**
- **Added 5'x8' Landing for switchback ramps**
- **Added Pickets (ADA req.) for +30" high threshold heights**

OTHER OPTIONS

- **Ship Directly to Site**
- **Delivery and Setup**
- **Leasing Available**

** See illustration on back for standard ramp configurations*



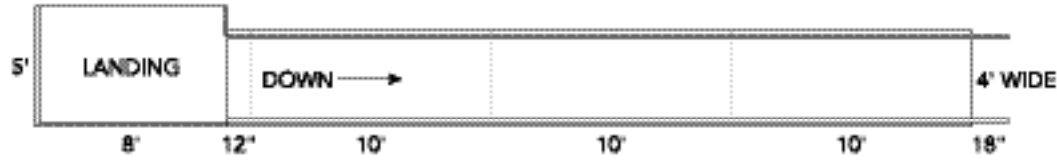
AMERI-FAB
A STEP ABOVE™

22640 NORTH 21ST AVENUE • PHOENIX, ARIZONA 85027

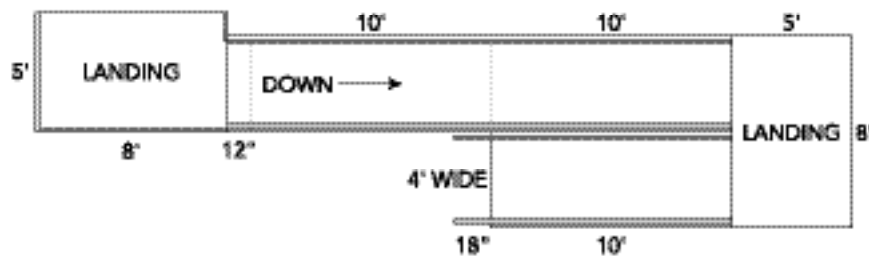
TF 877.780.0400 • P 623.780.0400 • F 623.780.9405 • INFO@AMERI-FAB.COM • WWW.AMERI-FAB.COM

STANDARD RAMP CONFIGURATIONS

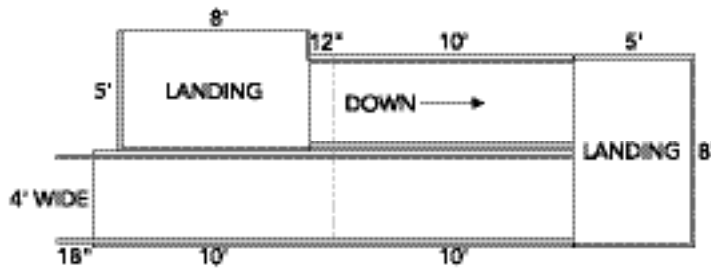
30" THRESHOLD 30' RAMP



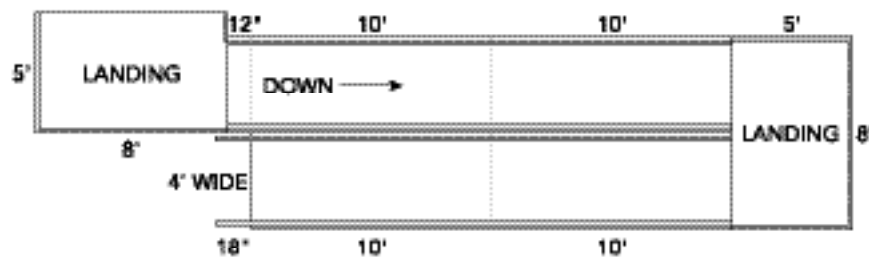
30" THRESHOLD 30' SWITCHBACK RAMP



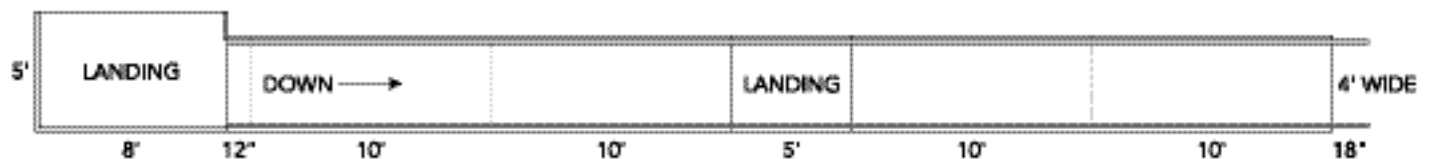
30" THRESHOLD 30' SWITCHBACK RAMP



40" THRESHOLD 40' SWITCHBACK RAMP*



40" THRESHOLD 40' RAMP WITH 5X4 INTERMEDIATE LANDING*



SCALE: 1/8" = 1'

*NOTE

The landing, 12" transition and the first 10' of ramp would have pickets at 4" O.C. Pickets are required for any landings and/or ramp sections over 30" above the ground.

ADD-ON ITEMS

- Add-A-Step
- Added landing (5'x4') for ramps over 30' long.
- Added ramp sections required for 1/12 pitch.
- Added landing (5'x8') for switchback ramps.
- Added pickets (ADA required) for landings and ramps over 30" high.